

TRICK OR TREATING

- Smaller children should always be with an adult. It's best to take little ones out early. If older children are going out without you, go over the ground rules first!
- Know what neighborhoods they will be in.
- Don't allow them in areas with which you are not completely comfortable.
- Have the children stay in a group.
- Let them know what time to be home.
- Give them a cell phone to use if necessary.
- Use sidewalks.
- Cross only at the corners, never dart out between parked cars.
- Cover one side of the street at a time, no criss-crossing.
- Never go inside someone's home unless it is a friend's.
- Never accept a ride in a car.
- Only approach houses where the outside lights are on as a signal of welcome.
- Bring their bags home to be checked by an adult before eating a single treat.



HALLOWEEN SAFETY TIPS



Stephen D. Coan
State Fire Marshal
P.O. Box 1025 - State Road
Stow, Massachusetts 01775
978-567-3300
www.mass.gov/dfs

COSTUMES


- Children should carry a flashlight and their costumes should be bright-colored or have reflective tape to highlight them.
- Be sure all parts of the costume are labeled flame retardant.
- Costumes should not have trailing material or tails long enough to cause falls.
- Pointed objects such as swords and devils' forks should be made of soft material.
- If your child wears a mask instead of make-up on their face, double check that the eye holes are large enough to see through clearly.

- Children should wear sturdy shoes and temperature appropriate clothing underneath their costumes.



FIREWORKS

- Firecrackers, cherry bombs, and party poppers cause many injuries and fires on Halloween.
- These are dangerous and should not be used by children, teens or adults. Besides the physical danger and the fire hazards involved, fireworks are illegal in Massachusetts.




DECORATIONS

- Use a small flashlight or battery-operated candle in pumpkins instead of an open-flame candle.
- Keep dried leaves and cornstalks away from all flames and heat sources.
- Only use flame-proof crepe paper.



CHANGE YOUR BATTERIES


- Each year around Halloween, we turn the clocks back one hour. This is a good time to also change the batteries in your smoke detectors.
- This year, buy batteries along with your Halloween candy and on **Sunday, November 7**



**Change your clocks.
Change your batteries.**

CHECKING TREATS + WELCOMING TRICK OR TREATERS

- Make sure your own home is well-lit and that there is a clear path to your door. Bicycles and lawn furniture can trip youngsters in the dark.



- Throw out anything that appears tampered with, home-made foods or home-packaged foods unless you are certain of the source.
- Inspect fruit closely and take away treats that may not be age appropriate. Young children may choke on things like hard candy or peanuts.